

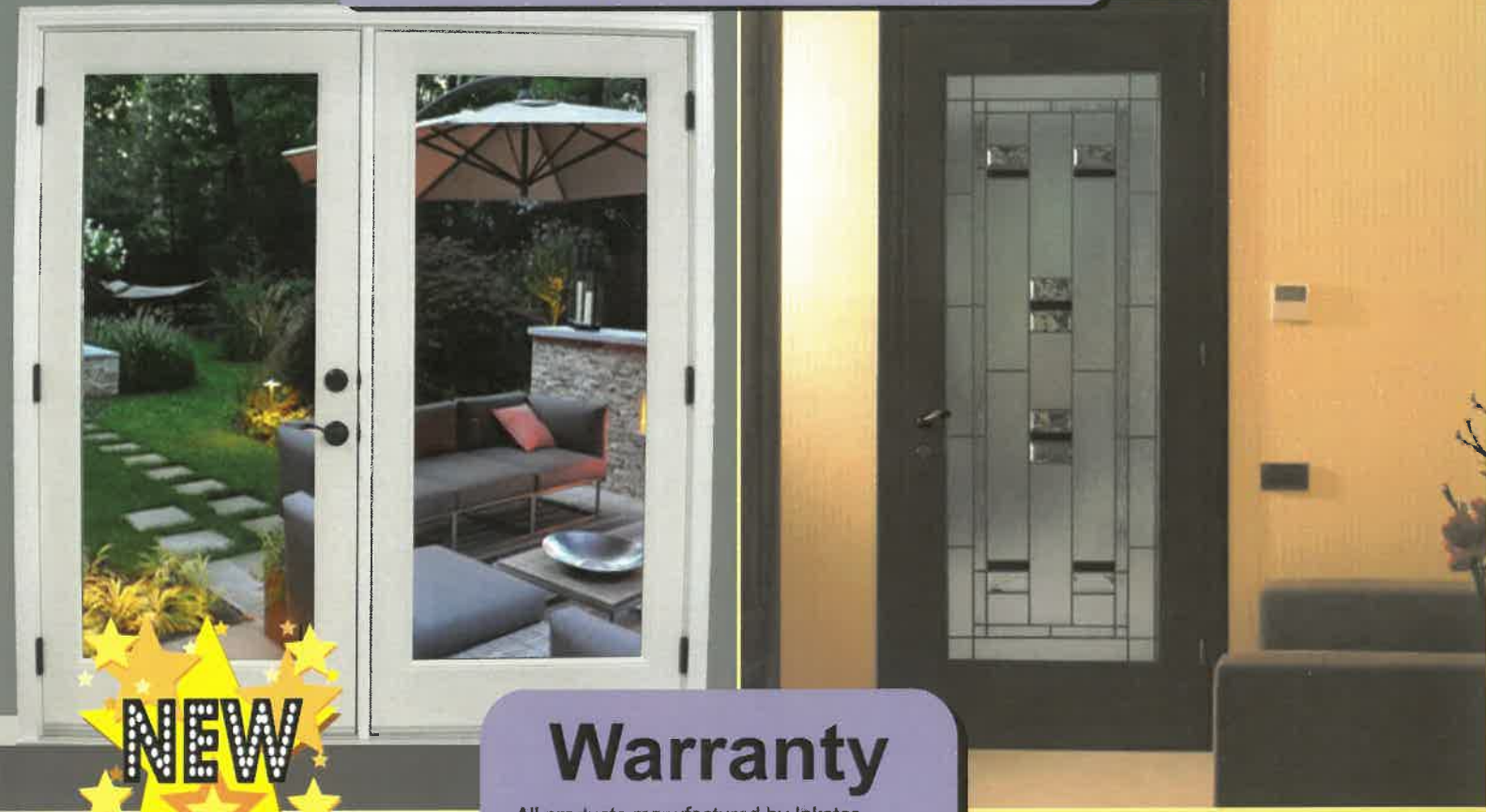


INKSTER PARK
MILLWORK LTD.



ENTRY DOOR SYSTEMS

First Impressions Last



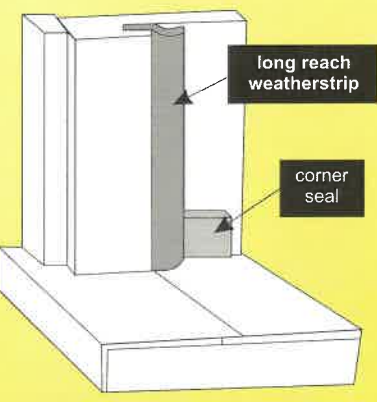
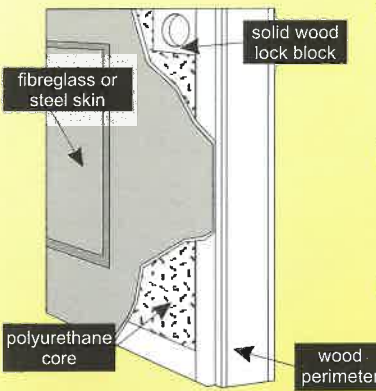
NEW

Warranty

All products manufactured by Inkster Park Millwork Ltd. are backed by a strong warranty, please see your dealer for details

Door Panels

- all insulated fibreglass and steel door panels comply with the stringent Canadian Government requirements
- 24 gauge hot dipped galvanized steel skins separated by a wood perimeter to form a thermal break
- "foamed-in-place" door core has a high insulating value and superior structural integrity



Ball Bearing Hinges

- commercial grade ball bearing hinges for long lasting ease of operation

EKTACRON Frame

- heavy gauge exterior grade vinyl (PVC) thermally formed and bonded to a premium grade wood core custom white, maintenance free textured finish
- strong and durable, ideal for heavy doors. All exposed surfaces are protected by Ektacron vinyl wrap
- no visible fasteners

Weatherstripping

- long reach compression weather strip, on both sides and top
- corners are formed & fitted for superior weather tight performance
- plus an adjustable multi fin sweep, and corner dust blocks to shut out the harsh elements

Brickmould

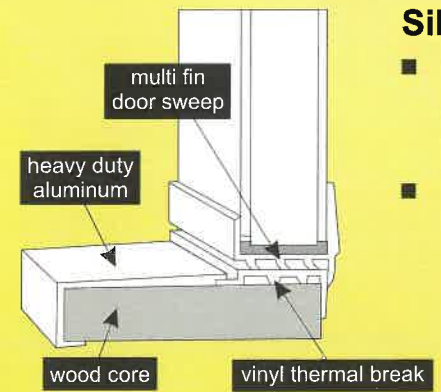
- full sized to accept storm door applications
- mitres - bonded, plus permanently secured by the RIGID-LOC BOWTIE fastening system



Engineered to Fit - Built to Last

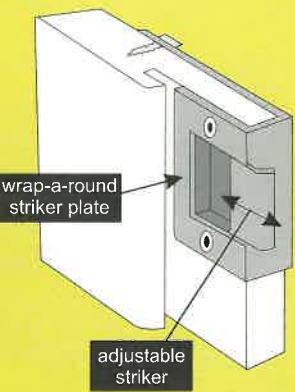


Multi-Panel Door Systems



Sill and Sweep

- a heavy-duty aluminum clad sill built with a wide thermal break and solid wood core for strength and durability
- Sill horns under the brickmould add greater stability




High Security Striker Plates

- fully adjustable security striker plate, keeps door slab snug to weather strip, plus excellent protection against forced entry

Foam in Place Glass

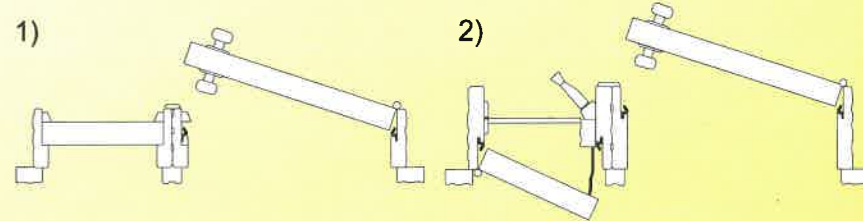
- as shown in this picture IPM goes the extra distance by foaming around the glass when glass is installed in every door, providing added weather seal and insulation





Multi-Panel Door Systems

Entry Door with Sidelites



In Swing Door with Fixed Sidelite

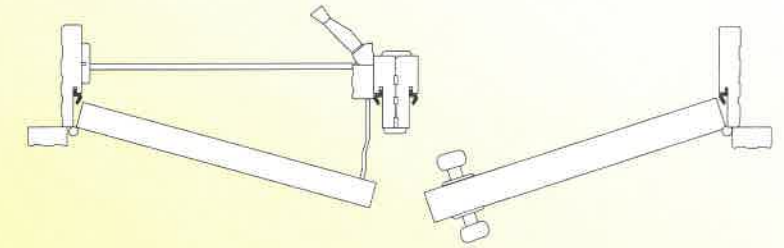
In Swing Door with Venting Sidelite

- 1) Door units with fixed Sidelites are available in a wide range of widths and heights and are storm door ready.
- 2) The Venting Sidelite comes with a full length panel that cranks out with a removable fixed screen mounted to the inside. Two cam locks are installed on to the venting sidelite panel to ensure a weather tight seal in all conditions. The panels come in 14" widths only and are not available in heights in excess of 6'8". Inkster Park Millwork doors with sidelites are engineered to incorporate a continuous jamb header and sill for ultimate strength and rigidity. The unit is storm door ready.



Multi-Panel Door Systems

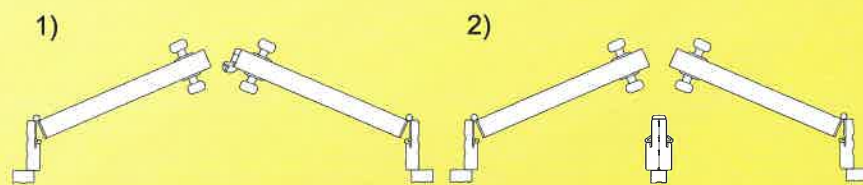
Garden Doors



The Inkster Park Millwork Garden Door unit features two outswing doors to maximize useable floor space. Both doors are hinged on the outside jambs with commercial grade ball-bearing hinges. One door is used for entry/exit and the other is fitted with crank out hardware with a fixed screen for ventilation. Two cam locks are installed on each door to ensure a weather tight seal for all conditions. The double jamb system reinforces the mullion making it resistant to warping. Inkster Park Millwork Garden Doors are engineered to incorporate a continuous jamb header and sill for ultimate strength and rigidity.



Double Doors



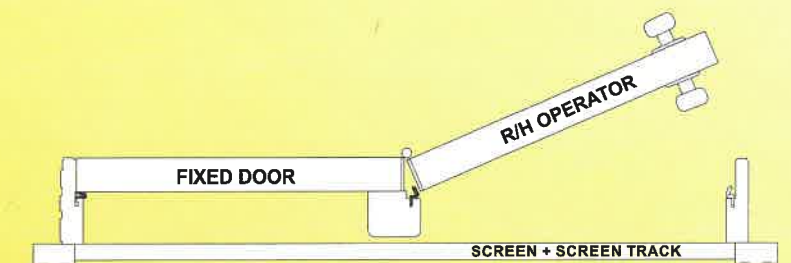
In Swing Double Door with Astragal

In Swing Door with Fixed Mullion

- 1) **Inswing With An Astragal And Premium Grade Flush Bolts**
Inkster Park Millwork Double Doors are hinged on to the side jambs with commercial grade ball-bearing hinges. The astragal is mounted onto one door panel, allowing the Home Owner to open both panels with a clear span, unencumbered by a Center Mullion. Inkster Park Millwork Double Door systems are engineered to incorporate a continuous jamb header and sill for ultimate strength and rigidity.
- 2) **Inswing With Solid Fixed Center Mullion**
Inkster Park Millwork Double Doors are hinged on to the side jambs with commercial grade ball-bearing hinges. Inkster Park Millwork Double Doors are engineered to incorporate a continuous jamb header and sill for ultimate strength and rigidity. The double door can be ordered with one or both doors operating. A sliding optional screen is available.



Center Hinged Terrace Doors



Center-Hinged Inswing Terrace Door units feature two doors with a sliding screen. One door is hinged at the center mullion and swings in, the other door is fixed. Hinging at the center allows for more usable wall space as the active door swings around against the fixed door. A special laminated Terrace Door center mullion is fastened to the sill and header for added support and a weather tight seal. Inkster Park Millwork Terrace Doors are engineered to incorporate a continuous jamb header and sill for ultimate strength and rigidity.

Featuring the Maintenance-Free **EKTACRON**® Door Frame System

Manufactured by **INKSTER PARK** MILLWORK LTD.

www.inksterpark.ca

Triple-Glazed Low-E Raise/Lower & Tilt Blinds



Half Doorlight
2236



Full Doorlight
2264




6 panel



2210RT 1WG LE


GRID OPTIONS:



Standard Grid:
3/8" Internal White grid
Order Code: IWG or IWG-Y

Optional Grid:
3/8" Pewter grid
Order Code: IBG or IBG-Y

GLASS OPTIONS:



Triple Pane, Low-E, Argon, Superspacer
Duo Pane, Low-E, Argon, Superspacer

Superspacer no-metal formula creates a full seal of protection between each pane of glass, ensuring more efficient heating and cooling throughout the seasons, thermal protection and reduced condensation in your home.




2236 IWG LE



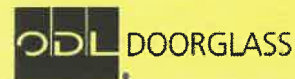
2236 LE



2264 LE



764 LE



Triple-Glazed design reduces heat transmission by up to 28%
Suppresses sound with an STC (Sound Transmission Co-Efficient) value of 35
Blinds completely disappear into a top valance when fully raised
Also available with internal grills

20 Year ODL Pro Rated Door Lite Limited Warranty*

*On operation of the blind, insulated glass seal and the external control mechanism attached to the glass. All other components subject to regular warranty.

Featuring the Maintenance-Free **EKTACRON**® Door Frame System

Manufactured by  **INKSTER PARK**
MILLWORK LTD.
Founded in 1966

www.inksterpark.ca

PRINTED IN CANADA
CPB-17A

Painted Units



Custom painted to the highest standards and quality you come to expect from Inkster Park.

Stained Units



EKTACRON vinyl wood grain is available in dark or light oak and custom stained door to match.

The touchstone of quality - only carefully selected materials of exacting standards are used to achieve the pinnacle of appearance, durability and security. All Entry Door Systems are manufactured from components of high quality materials using tight tolerances. Each system is custom assembled to the requirements of your individual order using stock components, ensuring quick delivery.



1512 Church Avenue
Winnipeg, Manitoba
Canada, R2X 1G6

For more Information:
www.inksterpark.ca

Telephone: 204-694-0101
Fax: 204-694-9459
email: inkster@inksterpark.ca

Dealer Information



1-800-815-2379
807-274-0302
www.windowdoor.net
info@windowdoor.net